

CINELINE INDIA LIMITED


Regd. Office: 215, Arium, 10th Floor, J. B. Nagar, Andheri Kurla Road, Andheri-East, Mumbai 400 093

STATEMENT OF AUDITED FINANCIAL RESULTS FOR THE QUARTER AND YEAR ENDED 31 MARCH 2015

(Rs. in lacs, except per share data)

Sr. no.	Particulars	Quarter ended			Year ended	
		31.03.2015 (Audited)	31.12.2014 (Unaudited)	31.03.2014 (Audited)	31.03.2015 (Audited)	31.03.2014 (Audited)
1	Income from operations					
	(a) Net income from operations	525	484	496	2,022	1,947
	(b) Other operating income	11	3	2	18	14
	Total income from operations	536	487	498	2,040	1,961
2	Expenses					
	(a) Employee benefit expenses	24	27	25	104	80
	(b) Depreciation expenses (Refer note 7)	295	105	119	611	481
	(c) Other expenses					
	-Rent	7	-	-	7	-
	-Rates and taxes	62	54	90	216	238
	-Repairs and maintenance	37	26	24	121	146
	-Power and fuel	25	16	13	86	76
	-Others	56	31	24	128	127
	Total expenses	506	259	295	1,273	1,148
3	Profit from operations before other income, finance costs, prior period items and exceptional item (1-2)	30	228	203	767	813
4	Other income	164	181	186	619	310
5	Profit from ordinary activities before finance costs, prior period items and exceptional item (3+4)	194	409	389	1,386	1,123
6	Finance costs	195	193	191	778	661
7	Profit / (loss) from ordinary activities after finance costs but before prior period items and exceptional item (5-6)	(1)	216	198	608	462
8	Prior period items (Refer note 4)	(32)	-	-	(32)	-
9	Exceptional item (Refer note 5)	215	-	-	215	-
10	Profit from ordinary activities before tax (7+8+9)	182	216	198	791	462
11	Tax expense	(116)	(104)	(98)	(396)	(151)
12	Net profit for the period (10+11)	66	112	100	395	311
13	Paid-up equity share capital	1,400	1,400	1,400	1,400	1,400
	Face value per share	5	5	5	5	5
14	Reserves	-	-	-	6,374	5,979
15	Earnings per share (not annualised)					
	(a) Basic	0.24	0.40	0.36	1.41	1.11
	(b) Diluted	0.24	0.40	0.36	1.41	1.11
A	PARTICULARS OF SHAREHOLDING					
1	Public shareholding					
	- Number of shares	8,605,084	8,605,084	8,605,084	8,605,084	8,605,084
	- Percentage of shareholding	30.73	30.73	30.73	30.73	30.73
2	Promoters and promoter group shareholding					
	a) Pledged / Encumbered					
	- Number of shares	11,700,000	11,700,000	11,700,000	11,700,000	11,700,000
	- Percentage of shares (as a % of the total shareholding of promoter and promoter group)	60.33	60.33	60.33	60.33	60.33
	- Percentage of shares (as a % of the total share capital of the Company)	41.79	41.79	41.79	41.79	41.79
	b) Non-encumbered					
	- Number of shares	7,694,916	7,694,916	7,694,916	7,694,916	7,694,916
	- Percentage of shares (as a % of the total shareholding of promoter and promoter group)	39.67	39.67	39.67	39.67	39.67
	- Percentage of shares (as a % of the total share capital of the Company)	27.48	27.48	27.48	27.48	27.48

B	Investor complaints	Quarter ended 31.03.2015
	Pending at the beginning of the quarter	-
	Received during the quarter	-
	Disposed off during the quarter	-
	Remaining unresolved at the end of the quarter	-





Notes to the Audited Financial Results for the quarter and year ended 31 March 2015

1 The above results for the quarter ended 31 March 2015 and for the year ended 31 March 2015 have also been reviewed by the Audit Committee and approved by the Board of Directors at its meeting held on 27 May 2015.

2 Segment wise Revenue, Results and Capital employed

(Rs. in lacs)

Sr. no.	Particulars	Quarter ended			Year ended	
		31.03.2015 (Audited)	31.12.2014 (Unaudited)	31.03.2014 (Audited)	31.03.2015 (Audited)	31.03.2014 (Audited)
1	Segmental revenue (gross)					
	(a) Retail space	512	457	473	1,884	1,811
	(b) Windmill	26	30	32	158	157
	Income from operations	538	487	505	2,042	1,968
2	Segment result profit / (loss) before tax					
	(a) Retail space	43	227	214	736	793
	(b) Windmill	(2)	2	-	46	33
	Total	41	229	214	782	826
	Add : Unallocable income / (expenses)	121	180	175	572	297
	Less : Finance costs	195	193	191	778	661
	Add : Exceptional item	215	-	-	215	-
	Profit before tax	182	216	198	791	462
3	Capital employed					
	(a) Retail space	7,706	8,114	8,352	7,706	8,352
	(b) Windmill	1,034	1,054	1,141	1,034	1,141
	(c) Unallocable assets less liabilities	4,826	4,384	3,857	4,826	3,857
	Total	13,566	13,552	13,350	13,566	13,350



3 Statement of assets and liabilities

(Rs.in lacs)

Particulars	As at 31.03.2015	As at 31.03.2014
EQUITY AND LIABILITIES		
Shareholder's funds		
Share capital	1,400	1,400
Reserves and surplus	6,374	5,979
Shareholders' funds	7,774	7,379
Non current liabilities		
Long term borrowings	5,792	5,971
Deferred tax liabilities (net)	653	417
Other long term liabilities	558	536
Long term provisions	11	8
Non current liabilities	7,014	6,932
Current liabilities		
Trade payables	42	53
Other current liabilities	433	288
Short term provisions	155	138
Current liabilities	630	479
TOTAL - EQUITY AND LIABILITIES	15,418	14,790
ASSETS		
Non current assets		
Fixed assets	9,336	9,943
Long term loans and advances	1,084	1,048
Non current assets	10,420	10,991
Current assets		
Trade receivables	193	331
Cash and cash equivalents	132	141
Short term loans and advances	4,673	3,327
Current assets	4,998	3,799
TOTAL - ASSETS	15,418	14,790

4 Prior period items pertain to the expenses incurred towards:

- i) keyman insurance premium of previous year - Rs. 21 lacs
- ii) service tax expense of earlier years - Rs. 11 lacs

5 Exceptional item pertains to income received as insurance claim against keyman insurance policy taken for the directors of the Company.

6 Depreciation for the quarter and year ended 31 March 2015 has been aligned to meet the requirements of Schedule II to the Companies Act, 2013.

7 During the quarter ended 31 March 2015, the Company has changed the useful life of furniture and fixtures to meet the requirements of Schedule II to the Companies Act, 2013. The impact has been given in the current quarter, for the period April 2014 to December 2014, amounting to Rs 142 lacs.

8 The figures for the quarter ended 31 March 2015 and for the corresponding quarter ended 31 March 2014 are the balancing figures between the audited figures in respect of the full financial and the published year to date unaudited figures upto the third quarter of the respective financial year ending on 31 March.

9 Figures for the previous period / year have been regrouped, wherever necessary.

Place: Mumbai
Date: 27 May 2015



For Cinline India Limited

Rasesh B. Kanakia
Chairman

